
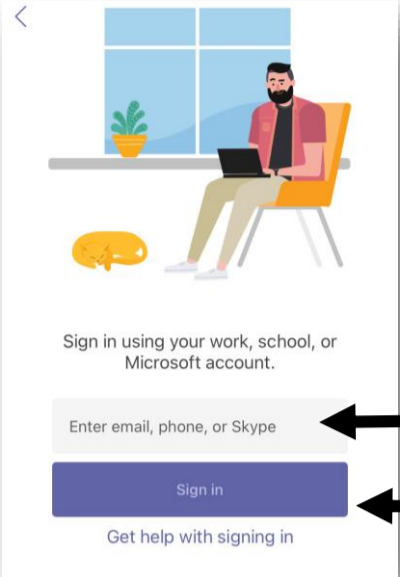
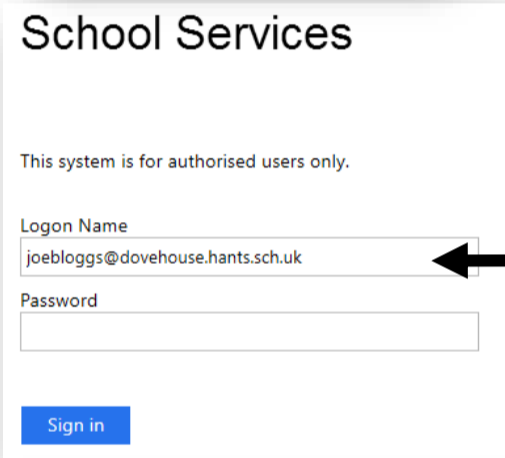
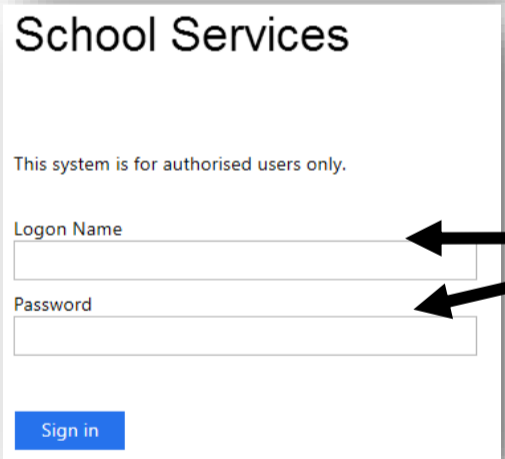
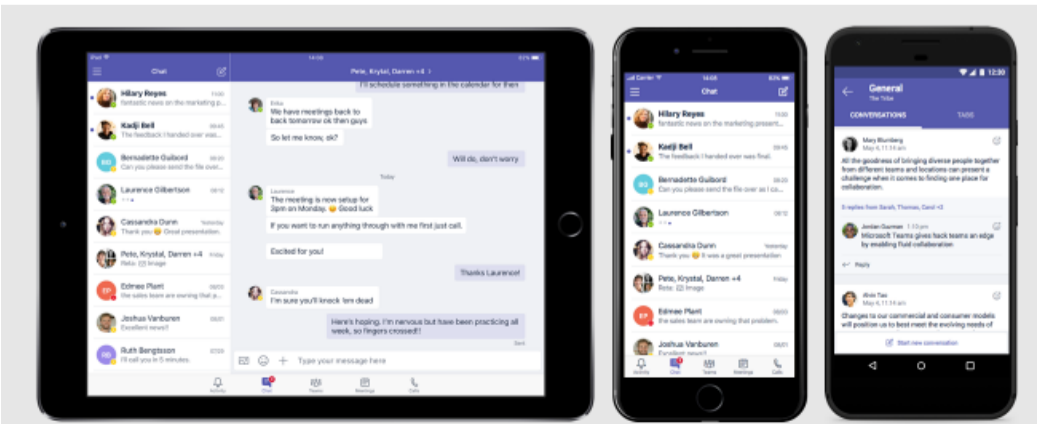


Microsoft Teams login guide using the app



1	Go to your app store and download the Microsoft Teams app 
2	 <p>Sign in using your work, school, or Microsoft account.</p> <p>Enter email, phone, or Skype</p> <p>Sign in</p> <p>Get help with signing in</p> <p>Enter pupil email address</p> <p>Click sign in</p>
3	 <h3>School Services</h3> <p>This system is for authorised users only.</p> <p>Logon Name joebloggs@dovehouse.hants.sch.uk</p> <p>Password</p> <p>Sign in</p> <p>Delete email</p>
4	 <h3>School Services</h3> <p>This system is for authorised users only.</p> <p>Logon Name</p> <p>Password</p> <p>Sign in</p> <p>Enter pupil logon ID e.g. JBLOG2 and ID password</p>
5	When logged in, it should look something like this.  <p>iPad iPhone Android</p>